

EDUCATIONAL ACTIVITY KIT

HOW TO PEE YOUR PANTS:
THE RIGHT WAY

by Rachel Michelle Wilson



TO TEACHERS, LIBRARIANS, AND CAREGIVERS...

I am so grateful for everything you are doing. I know the hours are long and the work often takes all you have. Sometimes you don't have the resources you need. Often you have more on your shoulders than you should. And a lot of your most important work is done in the quiet moments when no one is looking.

I created this guide because I wanted to offer something in return. I know it's a really small offering, but I hope it provides a few fun and meaningful experiences as you read and engage with my book.

I wrote HOW TO PEE YOUR PANTS: THE RIGHT WAY based on a difficult experience I had as a kid. The feelings of shame and embarrassment stuck with me for many years, but as I shared my story and listened to others, we were able to laugh about it all together. I realized that maybe I could channel this laugh-with-ourselves energy into a story. Maybe I could turn something sad into something funny. Maybe I could write the book I wish I had when I peed my pants.

It means the world to me that you and your kids are reading this book. I hope it offers a space to laugh with yourselves, because, like Bertie says, we've all been there.

All my best,

Rachel Michelle Wilson

P.S. If you are interested in free resources like this, I'll periodically share [more in my newsletter here](#).

A NOTE ABOUT THIS GUIDE

This guide was designed for kindergarten through third grade but can also be adapted for older students. It is in black and white for easy printing and potential coloring pages.

The questions and activities were developed based on Bloom's Taxonomy and the following Common Core Standards:

| | |
|--|--|
| Ask and answer questions about a text | CCSS.ELA-LITERACY.RL.K.1, 1.1, 2.1 3.1 CCSS.ELA-LITERACY.SL.K.2 CCSS.ELA-LITERACY.RL.3.3 CCSS.ELA-LITERACY.RL.3.6 |
| Describe the relationship between text and illustrations | CCSS.ELA-LITERACY.RL.K.7, 1.7, 2.7, 3.7 CCSS.ELA-LITERACY.RL.2.5 |
| Engage in group reading activities and discussions | CCSS.ELA-LITERACY.RL.K.10 CCSS.ELA-LITERACY.RL.1.2, 2.2 CCSS.ELA-LITERACY.RL.2.3 CCSS.ELA-LITERACY.SL.1.1, 2.1, 3.1 |
| Narrate a story using words and/or images | CCSS.ELA-LITERACY.W.K.3, 1.3, 2.3, 3.3 CCSS.ELA-LITERACY.W.2.8 CCSS.ELA-LITERACY.SL.K.5, 1.5, 2.5, 3.5 CCSS.ELA-LITERACY.SL.1.4 CCSS.ELA-LITERACY.SL.3.4 |

LET'S GET CRITICAL (THE GOOD KIND)

REMEMBER

- **Recall:** Who was the main character of the story?
 - **Identify:** What are three things he did to try to get out of his situation?
 - **Describe:** What were some of the challenges he experienced during the story?
-

UNDERSTAND

- **Compare and contrast:** Illustrators often use the end papers as a tool to show a change in the story. As you compare the first end papers with the last end papers, what do you think changed for Bertie?
 - **POV:** From what point of view is this story told? Why do you think the author chose to tell it that way?
-

APPLY

- **Rethink:** If you were in a similar situation to Bertie, what would you do?
 - **Organize:** What questions would you ask the author-illustrator about this book?
-

ANALYZE

- **Examine:** How could you tell Bertie was about to have an accident before it happened?
 - **Infer:** Why do you think the illustrator chose laundry for the back cover?
-

EVALUATE

- **Debate:** Is there a right way to pee your pants?

CREATE SOME SILLY SCENARIOS

CREATE A DISTRACTION

Bertie used a food fight to distract people from seeing his pants. Draw another silly distraction he could have used instead.

FIND SOME CLEAN CLOTHES

When Bertie didn't have any clean clothes, he made his own pants using silly objects like a traffic cone or a globe. Draw three other silly objects that would make great pants.

①

②

③


AN EXTRATERRESTRIAL CHAT

In the book, Bertie travels to outer space to talk to an alien. Fill in the speech bubbles with what you think they said.




CONNECT THE DOTS

Bertie is on a mission. Can you help him get to where he is going?



COLOR THE MATH

Complete the equations then match the colors to the circled numbers to help Bertie blast off into space.



$4 + 4$

BLACK

$2 + 1$

YELLOW

$1 + 0$

GRAY

$3 + 3$

BLACK

$8 + 2$

BLACK

$6 + 3$

BLACK

$2 + 2$

ORANGE

$5 + 2$

BLACK

$7 + 4$

BLACK

$1 + 1$

BLUE

$6 + 6$

YELLOW

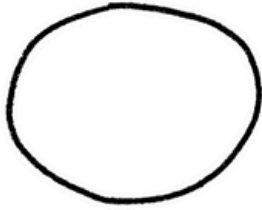
$3 + 2$

BLUE


BLAST OFF!

LEARN TO DRAW BERTIE


Do you know how to draw a circle, a triangle, and a line? Then you know how to draw Bertie! Just follow these steps.




Draw a circle




Two flat U's




Seven lines



and two thick circles



Join the circles with a line



Draw two circles inside



Two dots




An upside down triangle




A line all the way across




Two rectangles




Two Ls (one backwards, one forwards)



Two lines for arms




Horizontal stripes on the pants



Then vertical ones




You can change his eyes to make him happy



Or change his arms to make him dance

AN EMOTIONAL SWITCH-A-ROO

Follow the dotted lines to cut out Bertie's glasses and each pair of eyes. Place them behind the glasses then switch-a-roo! How does each pair change how Bertie feels?



FIND BERTIE BEFORE HE PEEES HIS PANTS!

To play this scavenger hunt game, follow the dotted lines to cut out each Bertie. Have a friend hide him around the room using tape (no peeking!). Then find him fast or else...



CREATE A STORY INSPIRED BY A MEMORY

The author-illustrator's own memories inspired this story. Your memories can inspire stories too.

COLLECT YOUR MEMORIES

Fill in the blanks with one of your memories:

- I felt embarrassed when _____
- I felt scared when _____
- I felt excited when _____
- I felt nervous when _____
- I felt happy when _____
- I felt sad when _____
- I felt surprised when _____

TURN YOUR MEMORIES INTO STORY TITLES

If your memory was "I felt scared when...I fell of the slide at school," your title would be "HOW TO FALL OFF THE SLIDE AT SCHOOL (THE RIGHT WAY)." Now you try it!

- Embarrassed: HOW TO _____
- Scared: HOW TO _____
- Excited: HOW TO _____
- Nervous: HOW TO _____
- Happy: HOW TO _____
- Sad: HOW TO _____
- Surprised: HOW TO _____


WHICH TITLE MAKES YOU SMILE OR LAUGH THE MOST? PICK THAT ONE!

WRITE YOUR STORY HERE!

A large, empty rectangular box with rounded corners, outlined in black, intended for writing a story. The box occupies the majority of the page below the header text.

ILLUSTRATE YOUR STORY HERE!

Pick your favorite moment and draw it using Bertie or your own character.



SHARE YOUR WORK

Send your stories and activity sheets
to rachelmichellewrites@gmail.com
to be featured by the author!



THANK YOU FOR READING!



You can order HOW TO PEE YOUR PANTS: THE RIGHT WAY [here](#). If you are interested in an author visit (virtual or in-person), I would love to meet you and your students.

Presentation: How to make a picture book (the right way)

We'll read my book together and make a picture book using its HOW TO structure like a MADLIB. Then we will read the book we made together and conclude that there is no right way to make a book other than to explore with curiosity, let your draft be bad, and diligently revise.

For more information, you can email me at rachelmichellewrites@gmail.com.