

Reading Fundamentals

A **science fiction** story is made up about a world where science plays a big part. There can be spaceships, time travel, or even creatures from other planets! With the help of an adult, read this science fiction story aloud.

The Rocket

“Come on up!” called Frank from the tree fort.

Amelia tried to grab the rope ladder, but she couldn't reach it. Then her foot slipped and she fell—ouch! Amelia rubbed her knee—she had bumped into something hot. What was it?

Amelia picked up a small gem from the ground. It was glowing red and felt warm. She wiped some dirt off the shiny surface. Did the gem flash? A humming noise made Amelia look up. A rocket was slowly landing next to her!

The door opened and Amelia peeked inside, where she saw a dark wall of buttons. A friendly computer voice said, “I'll take you anywhere you want to go. Just say the name so I will know.” The rocket could talk! And it would take her anywhere! Where should she go? Amelia's mind raced. To the zoo? A magic show? A castle? To the moon? She couldn't decide. Amelia looked around for Frank.

When she turned back again, the rocket was gone. Her shoulders slumped as she thought about the adventure she didn't get to take. Then she realized that her hand felt warm. There, still in her hand, was the glowing red gem.



Look at each picture from the story and say the name aloud.
Then write each word.

tree

tree

foot

foot

hand

hand

door

door

rope

rope

moon

moon

Amelia discovered a hidden gem. It was red and shiny.

Circle the other objects that are **red**.



Look around you. Write about or draw something that is shiny.

A large empty rectangular box with a purple border, intended for writing or drawing.

Drag your finger on the rocket's trail as you read the sentences aloud.

Amelia saw a rocket.



She told Frank.



Read from left to right.
At the end of each line,
move down to the next
line, and read from left
to right again.

Frank did not see the rocket.



Draw the path of the rocket from left to right as you read each sentence aloud.

Amelia rubbed the gem.



The gem got warm.



The gem began to glow!



Complete each sentence. If you write more than one word, place one finger between the words to leave spaces. When you're done writing, draw rocket trails to show how to follow the words in the sentences above.



scared



happy

If I saw a rocket, I would be _____.





the stars





the ocean

If I could fly the rocket, I would go to _____.



**bumpy****fast****silly**

I think riding inside the rocket would feel _____.

**look
around****have a
party**

When I got there, I'd _____.



LET'S START!

GATHER THESE TOOLS AND MATERIALS.



20 small items, like:
paper clips, cotton balls, pennies, beans, pebbles, buttons



Craft sticks



Index cards



Scissors
(with an adult's help)



Glue



Ribbon



Paper



Pencil

LET'S TINKER!

Line up a handful of your materials in a row. **Make** spaces in between each item, just like the spaces in between words in a sentence. **Point** at each object in the row and say the

name aloud. Can you follow the objects moving from left to right, just like when you are reading? **Try** adding objects and starting another line below.



LET'S MAKE: ROCKET READER!

1. **Glue** 3 craft sticks onto an index card to make the body of the rocket.



2. **Cut** off the extra paper on the sides. **Trim** the top into a triangle shape for the top of the rocket.



3. **Glue** pieces of ribbon to the bottom of the rocket.



4. Once it is dry, **decorate** the rocket. You can use stickers from page 129.



5. **Use** your rocket as a pointing stick for reading. **Get** your favorite book and point at each word in a sentence as you read it aloud. **Move** your rocket down to the next line when you're at the end. You can also use your rocket as a bookmark!



LET'S ENGINEER!

The MotMots love that rockets are fast and lightweight and that they can fly. They want to play with more things like rockets.

How can the MotMots find other toys like rockets?

Take 3 pieces of paper and write 1 rocket description on each: fast / lightweight / can fly. **Search** your home for other things that share these qualities and lay them on each piece of paper. (If the item is too large, you can draw it on the paper instead.) Can you find an item that you can put on all 3 pieces of paper? It's fast, lightweight, and able to fly?



PROJECT 2: DONE!
Get your sticker!