

# Punctuation

Read the class trip form below. Trace the punctuation at the end of each sentence.

## TINKER TOWN SCHOOL

We are taking a class trip to the Statue of Liberty!

The trip will be on April 4th.

The teachers on the trip will be  
Mr. Game and Mrs. Play.

**WEAR COMFORTABLE SHOES.**

We will climb 354 steps to the top of the statue!

## WHO IS GOING ON THE TRIP?

My full name is Greg Thinker.

My birth date is March 15, 2013.

My teacher's name is Mrs. Play.

My three favorite trip snacks are apples, crackers,  
and nuts.

**Bring your binoculars.**

**The Statue of Liberty's torch  
is over 305 feet high!**

Every sentence has a punctuation mark at the end, like the following.

- A **period** is used at the end of a statement. A statement tells you something.
- ❓ A **question mark** is used to ask a question.
- ! An **exclamation point** is used to share a big feeling, like excitement.

Read each sentence. Then write the correct punctuation mark at the end.



This is my first trip to New York City\_\_\_\_



How long will it take to get there\_\_\_\_



The Statue of Liberty is on Ellis Island\_\_\_\_



This is the best trip I've ever taken\_\_\_\_



Is the Statue of Liberty taller than my home\_\_\_\_



I am so excited to climb to the top\_\_\_\_

The names of days and months should be capitalized. Write each date with a capital letter.

The trip is in \_\_\_\_\_.

**april**

It is on a \_\_\_\_\_.

**saturday**

The Statue of Liberty holds a tablet that says \_\_\_\_\_.

**july 4, 1776**



The names of specific people should be capitalized. Write each name with a capital letter at the beginning of each word.

\_\_\_\_\_ and \_\_\_\_\_ are going  
**collie** **frank**  
on the class trip.

The Statue of Liberty is nicknamed \_\_\_\_\_.

**lady liberty**

The students will go with \_\_\_\_\_ and

**mr. game**

**mrs. play**

A **comma** is used to separate groups of three or more items in a sentence.



Amelia is taking a notebook, a pen, and a pencil on the class trip.

Complete each sentence with the missing words and necessary commas. Include “and” before the last item.



Callie is taking \_\_\_\_\_

a pear

a strawberry

a banana




Enid is taking \_\_\_\_\_

a helicopter

a truck

a boat



Frank is taking \_\_\_\_\_

a hamburger

a pickle

a hot dog

Finish this sentence.

I would take \_\_\_\_\_




A **possessive noun** uses an apostrophe (') to show that something belongs to another person or thing.

When one person or thing owns something, add **'s**.



Callie's map

When more than one person or thing owns something, add **'** after the last **s**.



the MotMots' map

The MotMots have many plans for their trip to New York City. Use an apostrophe to write each possessive noun correctly.




Amelia\_\_\_\_\_ plan is to draw in her notebook.



Dimitri\_\_\_\_\_ plan is to take pictures.



Brian\_\_\_\_\_ plan is to write a postcard.




The teachers\_\_\_\_\_ plan is busy!

Write a sentence about Enid's plan.

---

---

---



Fill out the form. Use capital letters and punctuation where necessary.

**CLASS TRIP!**

My full name is \_\_\_\_\_.

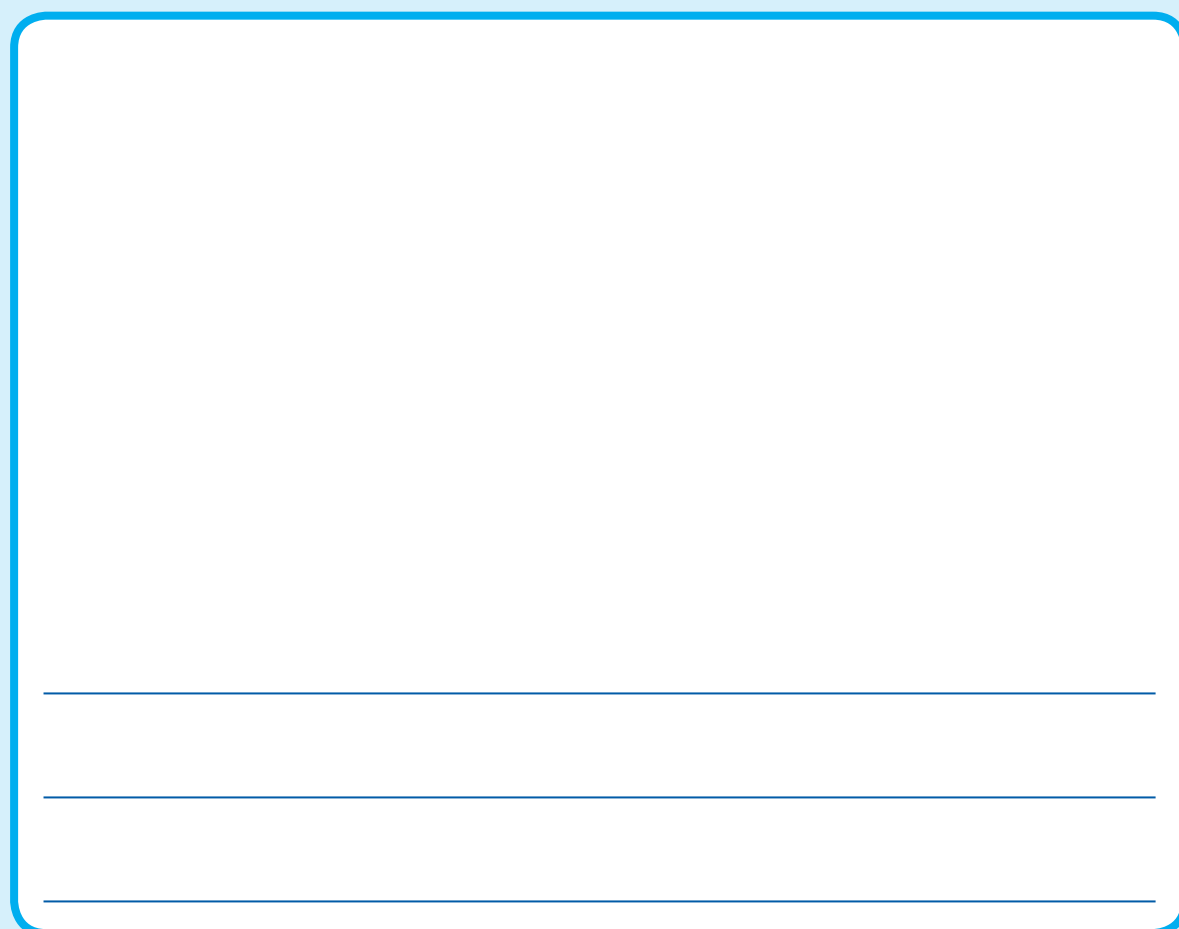
My birth date is \_\_\_\_\_.

My teacher's name is \_\_\_\_\_.

My three favorite snacks are \_\_\_\_\_


\_\_\_\_\_.

Write about and draw where you want to go on a class trip.



# LET'S START!

GATHER THESE TOOLS AND MATERIALS.



2–3 paper plates



Scissors  
(with an adult's help)



Glue



Crayons



Paper



20 or more dried beans



Egg carton



7 paper or  
plastic cups




Tape

# LET'S TINKER!

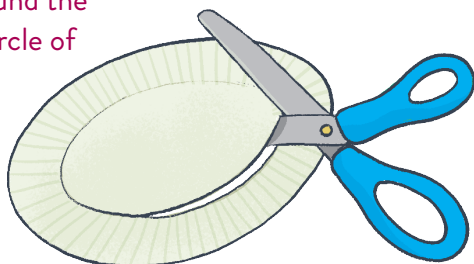
Use your materials to make the shape of the following punctuation marks:

a period . a question mark ? an exclamation point !

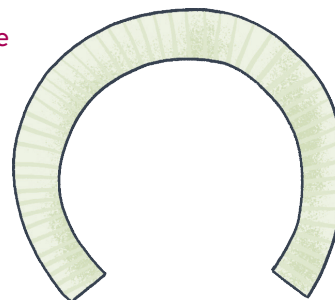


# LET'S MAKE: LIBERTY CROWN!

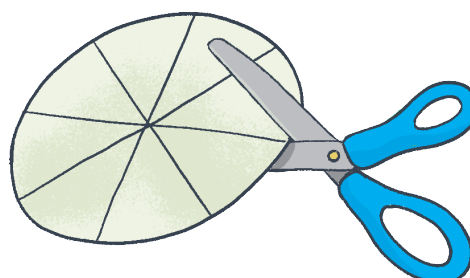
1. **Cut** around the inside circle of a paper plate.




2. **Cut** off the bottom of the outer circle to make a crown.




3. **Draw** lines to divide the leftover circle into 8 pieces and cut them out.



4. **Glue** 7 of the triangles to the crown, to match the statue's seven rays.



5. **Color** the crown with crayons.



6. Some people think the Statue of Liberty's crown looks like the sun. **Write** a sentence about what you think the crown looks like. Which punctuation mark did you use at the end?

## LET'S ENGINEER!

Callie has been saving money for a vacation at Topsy-Turvy Tinker Park. Each ride costs 1 token. She can buy 20 tokens and wants to go on a ride every day for a week.

How can Callie make sure that her tokens last all 7 days?

**Use** your beans as tokens. How can you sort the beans so there are some for each day? **Try** making a container for each day of the week. **Write** the name of each day of the week on the containers. **Remember** to capitalize them! Does Callie have enough for at least 1 ride per day? How many ways can you sort the beans?



**PROJECT 11: DONE!**

Get your sticker!