

TinkerActive

WORKBOOKS

1ST GRADE • ENGLISH LANGUAGE ARTS • AGES 6–7



by Megan Hewes Butler

illustrated by Taryn Johnson

educational consulting by Mindy Yip



Odd Dot • New York

A **fictional text** describes imaginary events and people. With the help of an adult, read this fiction story aloud.

The Tag Sale

Honk, honk! Today was Brian and Amelia's tag sale. Amelia squeezed her old bicycle horn to let all the neighbors know. Brian hung a big sign in his front yard. Amelia put price tags on a drum and a sled. Brian put price tags on a bat, a sock, and a toy ship.




Soon their neighbors arrived. Brian's friend Zed bought a flag for his tree house for one dollar. Amelia's teacher bought a toy car tire for twenty-five cents.

At the end of the day, Brian and Amelia had sold everything! They counted the money—they had earned ten dollars and thirty cents! Amelia wanted to throw an ice cream party. Brian wanted a new swing.

In the end, they agreed to give the money to Tinker Town's animal shelter. When they went to the shelter with their donation, Amelia and Brian got to play with all the animals!



Draw a line to lead Amelia and Brian to the animal shelter.
Start at A and follow the letters in alphabetical order to Z.
Trace each letter as you go.



A B C D E I

F

P M L K J I H G L

N

K

O P Q R S T W

R


U

T S W V Y Z

X


Y

A, E, I, O, and U are vowels.
Circle the vowels.



Write each missing uppercase letter.

 a	 b	 c	 d
 e	 f	 g	 h
 i	 j	 k	 l
 m	 n	 o	 p
 q	 r	 s	 t
 u	 v	 w	 x
 y	 z		





Write each missing lowercase letter.

A <input type="text"/>	B <input type="text"/>	C <input type="text"/>	
D <input type="text"/>	E <input type="text"/>	F <input type="text"/>	G <input type="text"/>
H <input type="text"/>	I <input type="text"/>	J <input type="text"/>	K <input type="text"/>
L <input type="text"/>	M <input type="text"/>	N <input type="text"/>	O <input type="text"/>
P <input type="text"/>	Q <input type="text"/>	R <input type="text"/>	S <input type="text"/>
T <input type="text"/>	U <input type="text"/>	V <input type="text"/>	W <input type="text"/>
X <input type="text"/>	Y <input type="text"/>	Z <input type="text"/>	



Vowels can make different sounds. **Long vowels** sound just like their names—like the e's in bee!

Read each word with a long vowel sound aloud. Then circle the other objects with long vowels.



Short vowels make a different sound—they don't sound like their names.


Read each word with a short vowel sound aloud. Then circle the objects with short vowels.



map



flag



clay



fan



net



teeth




bell




sled



wig



dish



dice



bin



sock



bone



mop




frog




cup



bus




drum



cube

LET'S START!

GATHER THESE TOOLS AND MATERIALS.



10 or more drinking straws—
preferably a large size



String



Scissors
(with an adult's help)



Permanent marker




Pencils



4 to 6 cotton swabs

LET'S TINKER!

Make the shape of the capital letter A with your materials. Next, **try** B. How many letters of the alphabet can you make? Can you make uppercase and lowercase letters? Can you spell your name?

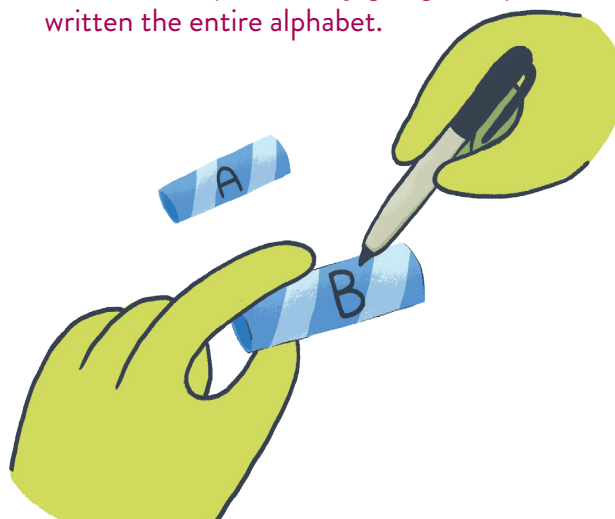


LET'S MAKE: ALPHABET GAME!

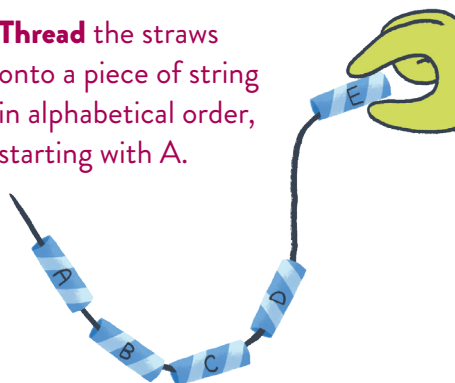
1. Cut drinking straws into pieces about the length of your thumb. **Make** 26 pieces.



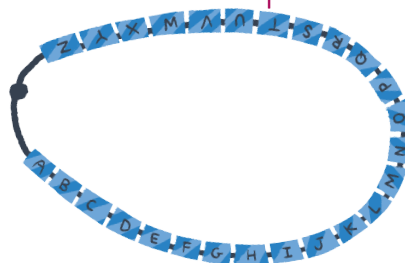
2. Flatten one straw piece and write the letter A on it with a permanent marker. **Write** the letter B on another piece. **Keep** going until you've written the entire alphabet.




3. **Thread** the straws onto a piece of string in alphabetical order, starting with A.



4. When all 26 are on, **cut** the string and tie the ends into a knot to make a loop.



5. Starting with A, **find** an object in your home that starts with that letter: like an apple or your ankle! Then **slide** to the next letter on the string: B. **Find** an object in your home that starts with every letter of the alphabet! How many rounds can you complete without repeating objects?




LET'S ENGINEER!

Callie is having her own tag sale. She has two tables: a short vowel table and a long vowel table. So far, the short vowel table is empty.

How can she make some items with short vowels for her tag sale?

Use your materials to make items with short vowels. Can you make a wig or a ring? What about a map or a hat? What other short vowel items can you make?



PROJECT 1: DONE!
Get your sticker!