

# Working with Unknown Words

With the help of an adult, read the essay aloud. Circle the words in the essay that are new to you.

## My Favorite Art Material

At school I learned to paint with watercolors! I like it because the paint can look see-through. It is watery and transparent.

To start, dip a brush in water. Use the wet bristles to move a drop of water onto the paints. (The paints start out dry and hard, but the water makes them soft and easier to use.) Last, put your brush on the paper and start painting.


I like to paint self-portraits. That means I make a picture of me! I also like to make abstract paintings. That means I paint colorful lines and shapes and dots that don't have to look like any special thing at all.

Watercolors are my favorite art material. I can't wait to paint again.




The writer describes watercolor paints as transparent, watery, and see-through.

Circle the paint below that is **transparent**.




The writer likes to make colorful lines, shapes, and dots that are abstract. They don't look like a picture of any special thing.

Circle the painting that is **abstract**.



The writer uses the wet bristles of a brush to make the watercolor paints soft.

Circle the **bristles**.



**Prefixes** and **suffixes** are special letters and groups of letters that can sometimes be added to a word to make a new word.

**-ful** means full of

Circle the picture that is

**colorful**



**-less** means without

Circle the picture that is

**nameless**



**re-** means again

Circle the picture that shows

**redraw**



**un-** means not

Circle the picture that shows

**undo**



A **self-portrait** is a picture that you make of yourself. Draw a self-portrait with a pencil. Then, follow the instructions to add to your drawing.



**Undo** mistakes by using your eraser.

**Redraw** your head with a hat on.

Use crayons or markers to make your drawing **colorful**.

If your drawing is **nameless**, write your name at the bottom.

A **homograph** is a word that is spelled like another word but that is different in meaning. Read each sentence and look at the pictures. Then circle a different meaning of the homograph.

Callie is going to drop the paint.



Circle a different meaning of **drop**.



Enid likes to ring the bell.




Circle a different meaning of **ring**.



Frank has to duck because of flying paint!



Circle a different meaning of **duck**.





Brian has a bat.



Circle a different meaning of **bat**.



The boat is going to sink.



Circle a different meaning of **sink**.



A wave is coming.

Move your body to show another meaning of **wave**. Then draw a picture of yourself waving.



# LET'S START!

GATHER THESE TOOLS AND MATERIALS.



Paper



Paper plate



Scissors  
(with an adult's help)



Glue



Crayons



Pencil, pen,  
or marker



Aluminum foil



Construction paper



Toilet paper roll



String

## LET'S TINKER!

**Get** a partner. First, **do** an action and say it aloud. **Jump!**

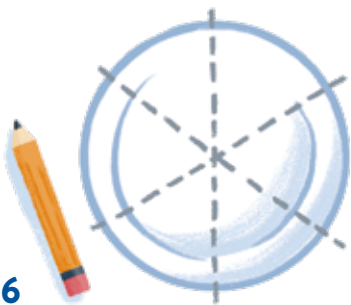
Your partner must think of a similar action to do and say the word. Hop!

**Take** turns going first. **Try** actions like run and sprint or walk and march. Who can think of the most? Did you hear any new words?



## LET'S MAKE: COLOR WHEEL FLOWER!


**1. Draw** 3 straight lines across a paper plate.



**2. Cut** the plate into 6 equal triangles.



**3. Make** 2 cuts at the top of each triangle to make a petal shape.



**4. Look** at the names of the colors on your crayons. **Find** 6 that are new to you and sound out their names.



**5. Color** each petal a different color. Then **write** the name on the petal with a pen or marker.



**6. Lay** your petals into a flower shape on a piece of paper, and then glue them down.



**7. Draw** a stem.



## LET'S ENGINEER!

*Dimitri is afraid of bats—the flying kind. So when Callie tells him that she bought a new bat, he runs the other way.*

*How can Callie show Dimitri the different meanings of bat?*

**Use** your materials to show the two meanings of bat. How can you show the animal bat and the piece of sports equipment needed to play baseball? Can you also show the difference between an animal with a trunk and a car with a trunk?



**PROJECT 7: DONE!**  
Get your sticker!